

Nippon Manufacturing Service Corporation (nms) Consolidated Fact Sheet FY2015

Stock exchange listings : JASDAQ Securities Exchange (Stock code : 2162)

URL: <http://www.n-ms.co.jp>

Contact : nms-ir@n-ms.co.jp

nms is the leading manufacturing outsourcing company in Japan, and expanding our business globally and helps to preserve and pass down Japan's exceptional, world-renowned capabilities for Monozukuri.

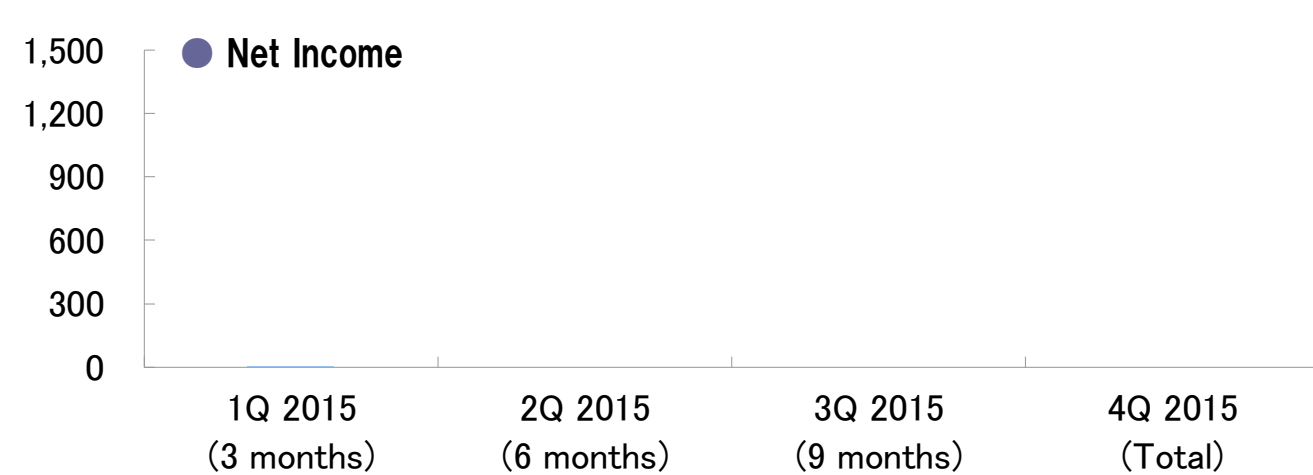
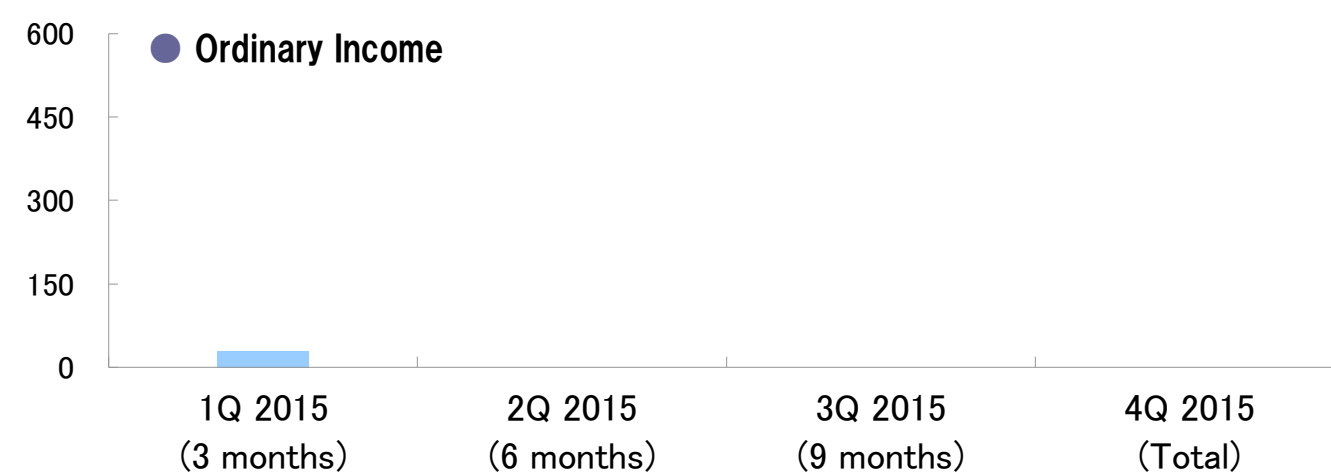
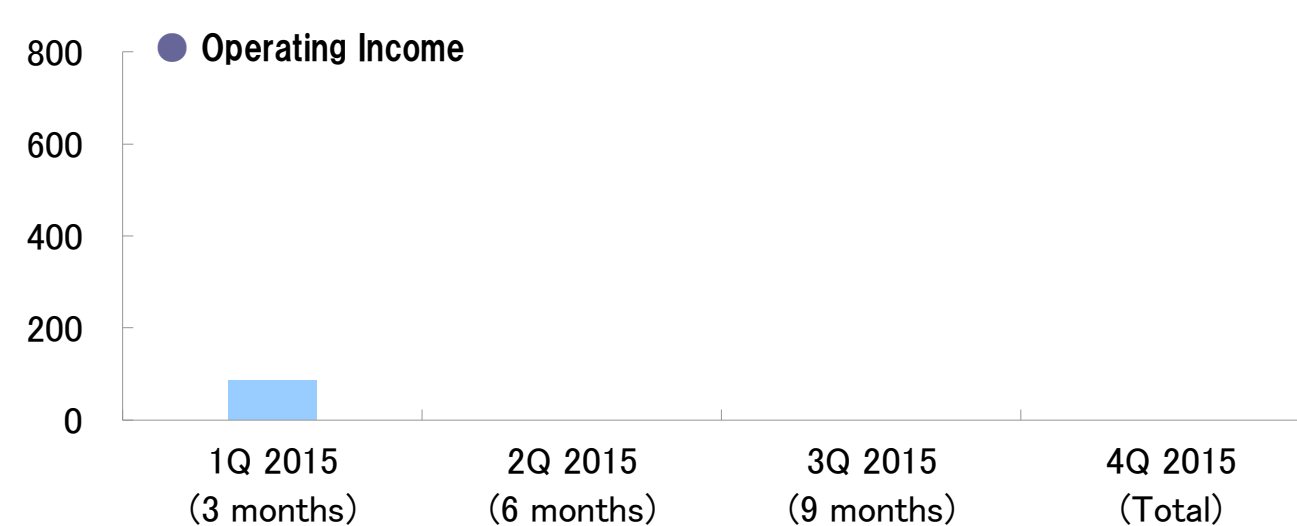
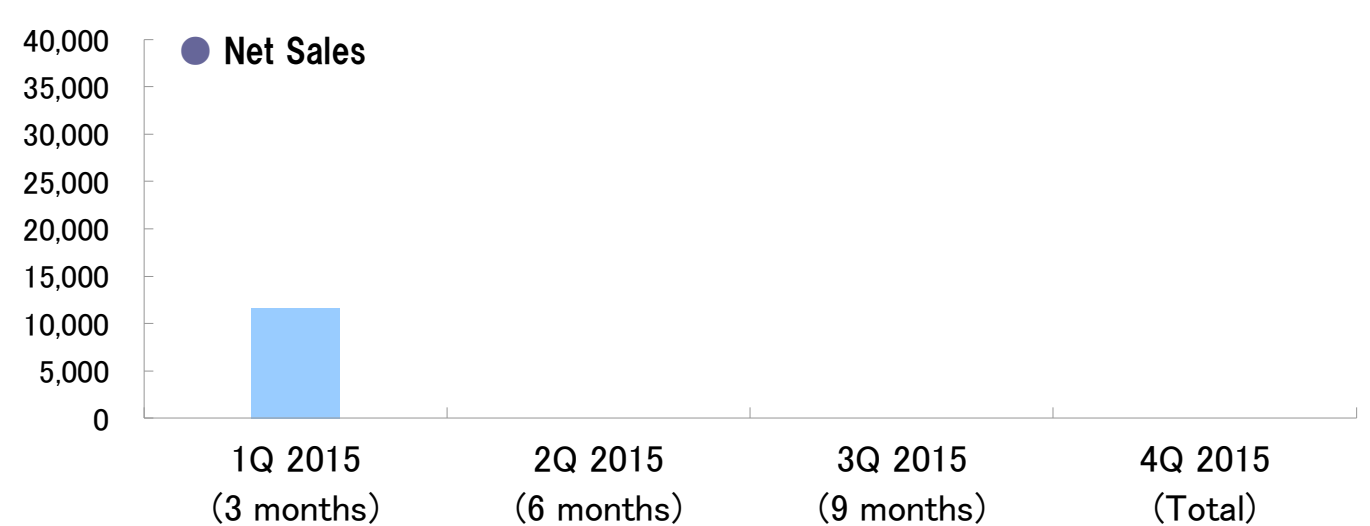
We will provide a one-stop service for Monozukuri in the form of "neo EMS" that handles everything from design and development to repairs and customer service both in Japan and abroad. We are the first Japanese company to acquire a license in Vietnam for in-plant contract manufacturing and contract manufacturing businesses and to receive a permit to provide dispatch labor services in China, the only manufacturing outsourcing company that makes it possible to do "Monozukuri" on the level that Japanese manufacturers want whether in Japan or overseas.

Summary of Quarterly Financial Information

(Million JPY)

	1Q 2015 (3 months)	2Q 2015 (6 months)	3Q 2015 (9 months)	4Q 2015 (Total)
Net Sales	11,630			
Operating Income	87			
Ordinary Income	29			
Net Income	4			
Net Income per share (JPY)	0.41			
[Financial Data]				
Operating income ratio (%)	0.7%	-	-	-

[Performance Graph] (Million JPY)



Performance Information

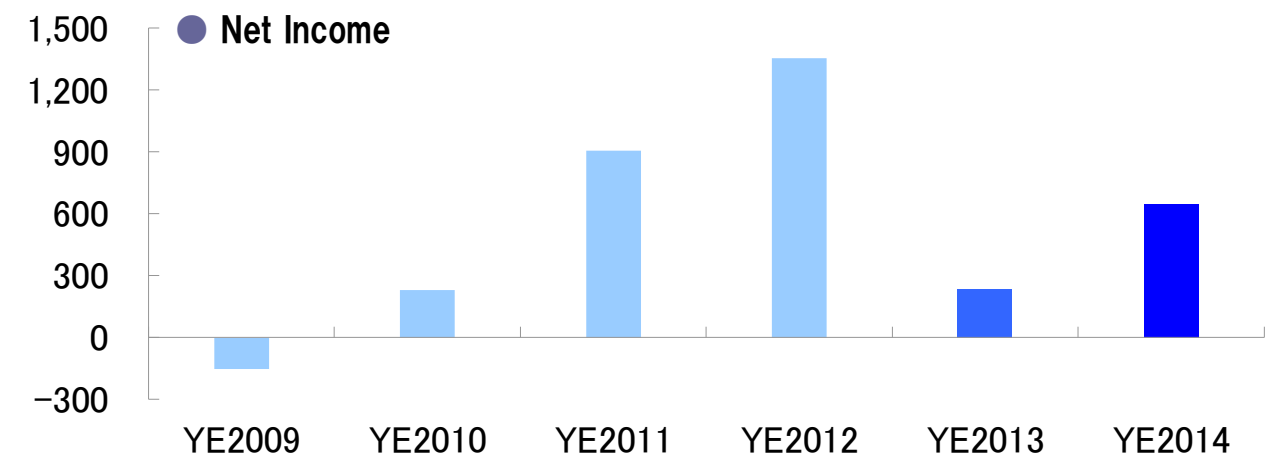
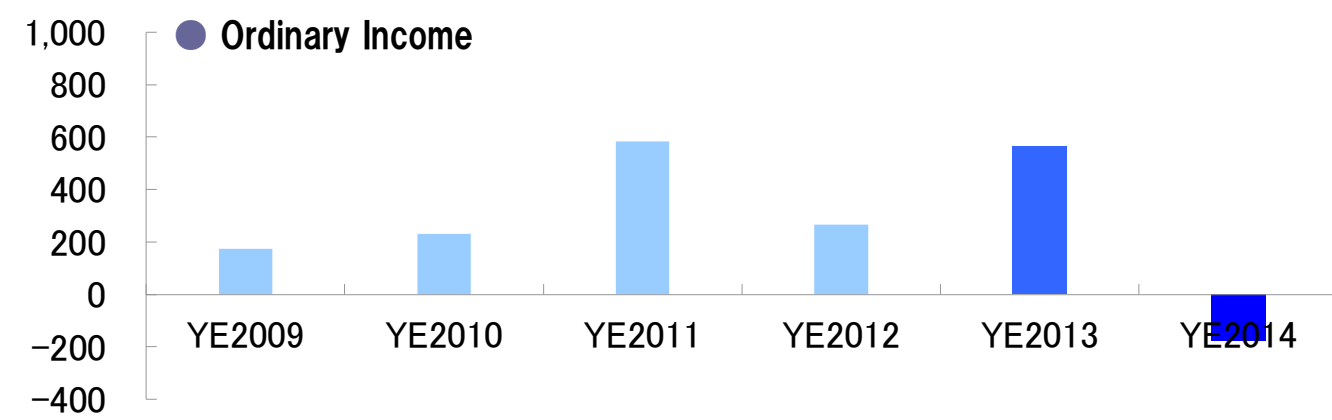
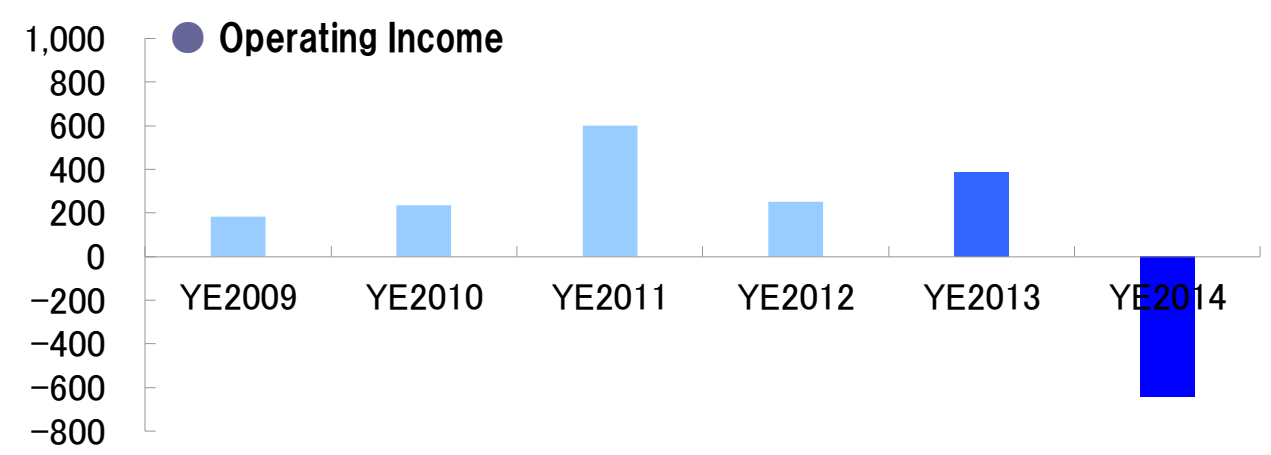
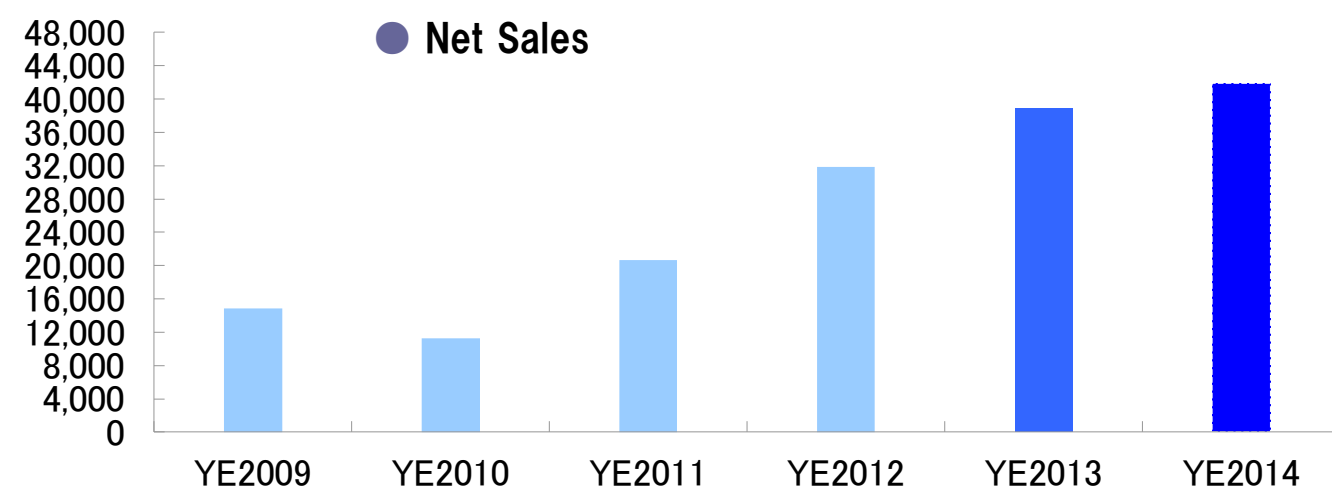
(Million JPY)

Operational Results	YE2009	YE2010	YE2011	YE2012	YE2013	YE2014
Net Sales	14,822	11,224	20,675	31,832	38,869	41,905
Operating Income	184	234	602	252	387	-643
Ordinary Income	174	230	584	266	564	-175
Net Income	-152	230	907	1,356	235	648
Net Income per share (JPY)	-7,143.89	11,497.36	45,595.87	13,552.23	2,303.42	63.43
Dividends per share (JPY)	-	500	2000	400	300	3
Net Sales by Business Segment	YE2009	YE2010	YE2011	YE2012	YE2013	YE2014
In-line Solutions (IS)	11,097	7,936	8,516	9,371	9,538	9,776
In-line Solutions (IS overseas)	-	-	-	-	-	329
Manufacturing Solutions (MS)	2,276	2,526	3,173	2,903	2,386	1,389
Global Engineering (GE)	1,449	762	689	628	611	571
Electronics Manufacturing Service (EMS)	-	-	8297	18,950	26,333	29,838
Total assets/Net assets/Equity ratio	YE2009	YE2010	YE2011	YE2012	YE2013	YE2014
Total assets	2,832	3,117	7,362	18,709	19,061	19,462
Net assets	1,069	1,295	2,169	5,839	6,523	5,384
Equity ratio	37.8%	41.3%	29.2%	17.9%	19.7%	23.7%
Cash flow position	YE2009	YE2010	YE2011	YE2012	YE2013	YE2014
Cash flows from operating activities	-302	352	671	596	145	-464
Cash flows from investing activities	-21	-80	-196	667	-222	-1347
Cash flows from financing activities	-132	-264	349	949	-382	1020
Financial Indicators	YE2009	YE2010	YE2011	YE2012	YE2013	YE2014
Operating income ratio (%)	1.2	2.1	2.9	0.8	1.0	-1.5
ROE (%)	-	19.5	42.3	49.4	6.6	15.5
ROA (%)	4.9	7.7	7.9	2.0	3.0	-0.9

※The Company started preparing consolidated financial statements in FY2011/03. Up until that time, non-consolidated values were stated for reference.

※ On April 1, 2011, a 5-for-1 stock split was implemented. ※ On January 1, 2014, a 100-for-1 stock split was implemented.

[Performance Graph] (Million JPY)



Basic Information (As of June 30, 2015)

<ul style="list-style-type: none"> • Company Name • Head Office • Established/Incorporated • Officers 	<p>Nippon Manufacturing Service Corporation (nms) Tokyo Opera City Tower 11F, 3-20-2 Nishi-shinjuku, Shinjuku-ku, Tokyo 163-1411, Japan Sep-85/Aug-90 President : Fumiaki Ono Executive Director : Hidehisa Fukumoto Executive Managing Director : Norihiko Suehiro Executive Director : Kazuyuki Sato Executive Director : kazumitsu Shiozawa</p>
---	---

Stock Information (As of June 30, 2015)

<ul style="list-style-type: none"> • Fiscal year end • Date of ordinary general Shareholders' Meeting • Record date • Number of shares constituting one unit • Number of shares authorized • Number of shareholders 	<p>31-March June Year-end dividends: March 31/Interim dividends: September 30 1share 41,200,000 shares 1,837</p>	<ul style="list-style-type: none"> • Number of shares issued <p>10,805,500 shares</p>
---	---	--

Major Shareholders

Shareholder name	Stock Holdings*	Ratio
JAFCO Buyout No.2 Investment Limited Partnership	3,869,000	35.8
Fumiaki Ono	1,820,000	16.8
Nomura Securities Co., Ltd.	293,200	2.7
Kyouji Hasegawa	234,000	2.2
Hidehisa Fukumoto	220,000	2.0
Fumiya Yamada	185,000	1.7
JAFCO Buyout NO.2 Investment Limited Partnership (Cayman) L.F	161,000	1.5
Employee Stock Ownership	146,800	1.4
Norihiko Suehiro	127,500	1.2
Treasury Stock	581,500	5.4

Share price/Market Value	JPY [Closing price, June 30, 2015] / JPY	417/4,505M
Forward P/E	[Consolidated]	13.32